



The Stitchery

YOUR JANOME & ELNA SEWING MACHINE DEALERSHIP AND FRIENDLY,
PERSONALIZED QUILT CONSULTANTS

DATES TO REMEMBER

12TH ANNUAL CABIN FEVER SHOP HOP
“Support the Cure” Juvenile Diabetes Research Foundation will be our Cause this year. Portions of the passport sales will be donated to this great cause to find a cure for juvenile diabetes!

Purchase your passport before Dec. 31 and pay only \$10, and be eligible for a \$25 gift certificate that can be used during the Shop Hop. Passports purchased after Jan. 1 will be \$15, so come in before the New Year to save money. Shops included this year are The Stitchery, Guildcrafters in Berkley, Monarch Quilts in Brighton, Mabelena's in Ortonville and Linda's Country Quilts in Davison. We are using the Marcus Brothers collection of Cocheco for our Shop free projects. Kits will be \$5.



The Stitchery

1129 E. Grand River
Howell, MI 48843
(517) 548-1731

st1tchery@sbcglobal.net
thestitcheryonline.com

Mon. thru Fri.

9 AM to 6 PM,

Sat, 9 AM to 4 PM,

Closed Sun

QUILTS OF VALOR

Friday, February 17 & Saturday, February 18, 9 a.m. to 4 p.m.

Volunteer a couple of hours to help our service men and women. This is an ongoing project. Members of the Casual Quilt Guild of Brighton are making quilts for our military, both active and retired. On these days, please stop in and Ann Meredith will be available to get you started. Fabric will be pre-cut, so all you need is your sewing machine, a 1/4" foot and basic sewing supplies. Spend the entire day, or help out for a few hours. If the day is no good for you, pick up a kit to sew at home and return to the shop.

Thanks in Advance to all who can volunteer a couple hours. "I wish every one of you could be there when these quilts are presented to the service men and women! It is a touching and emotional moment to witness." Ann

“THE STITCHERY CLASS PASS”

This has been a big hit, so we are continuing the “new” value for our customers! Starting with this class session, from Jan. 1 through March 31, you may buy a Stitchery Class Pass for \$75. This Pass will entitle you to take any class offered at The Stitchery, no limit on sign-ups, for one price. Purchase a Stitchery Class Pass and try any of our novice, beginner or technique classes. This Pass does not include Special Guest Speakers or Instructors.

AFTER CHRISTMAS SALE

Saturday, January 7th, 9 am to 4 pm

20% Off Storewide on Fabrics,
Notions, Books and Patterns.

50% Off Clearance Fabrics and
Discontinued Store Samples.



Special Reduced Pricing on all Janome & Elna Sewing Machines and Sergers.

Make Your First Quilt (or your next!)

This is a step-by-step class in which we will give you thorough instructions on selecting fabrics, rotary cutting, binding and much more. You'll make nine different fabulous blocks for your Sampler Quilt. This class is designed for novices, but open to everyone. Who knows, there's always more to learn. We'll use M'lissa Rae Hawley's book by the same name. Sign up now!

MEETS: 6 times, first class for fabric selection, Tuesday, Feb. 7, 9:30-11:30 AM, Tuesday, Feb. 14, 21, 28, Mar. 6 & 13, 9:30-12:30

INSTRUCTOR: Barb Haines

LEVEL: Novice

FEE: \$45



NEW Master Suite Quilt

This is a lovely queen size quilt, that is truly simple to make. If you've made a couple of quilts already, and are familiar with rotary cutting, accurate 1/4" piecing and sizing up your blocks, you are ready for this beginner quilt class. The top takes a 10" X 10" pre-cut pack, called a layer cake, or you can cut your own selections of 42 10" X 10" squares, and go from there. Depending on your fabric choices, it would be suitable for either gender, or any age!

MEETS: 4 times, first class for fabric selection, Wednesday, Jan. 18, 6-8 pm, Jan. 25, Feb. 1 & Feb. 8, 6-9 pm

INSTRUCTOR: Mary Posuniak

LEVEL: Beginner
FEE: \$35




NEW Lone Star

This is a classic Lone Star pattern that looks wonderful on any size bed. We will be using one of Eleanor Burns books. Using six colors, a background and 2 or 3 borders, this star design is a beauty!

MEETS: 4 times, Thursday, Jan. 19, 26, Feb. 2 & 16, 1-4 p.m.

INSTRUCTOR: Susan Reid

LEVEL: Intermediate
FEE: \$35



NEW Athena's Puzzle

This pattern created using the Greek Key design is named after the goddess of crafts and domestic arts. A fat quarter friendly project, it may look complicated, but goes together quick and easy. It looks great in Batiks, but could also be done using contrasting brights, or even in Amish colors.

MEETS: 3 times, Monday, Mar. 5, 12 & 19, 6-9

INSTRUCTOR: Debbie Young

LEVEL: Beginner

FEE: \$30



NEW Going Buggy

From Miss Rosie's Spice Of Life, this charming quilt has just 4 patches and curved piecing that is machine appliquéd with invisible thread (or if you're ambitious, you could do this step with hand appliquéd!). The results are stunning. I was going to use my scraps, but in the picture, I saw lots of coral colors, which I didn't have in my stash. It gives it a lot of punch!

MEETS: 4 times, Wednesday, Jan. 25, Feb. 1, Feb. 8 & Feb. 15, 6-9 p.m.

INSTRUCTOR: Susan Reid

LEVEL: Beginner

FEE: \$35



Finish It Clinic

This workshop is now meeting every month, on the last Saturday, due to popular request! Do you have one or more unfinished projects that you haven't gotten to? Is there a question of "how do I sash this, or what kind of border would look best?"

This workshop is designed to take your quilt blocks or quilt top and help you get it done! Gather one or more projects you'd like to finish & come join us! We now have several "Regulars" who come every month. Join us & make some new friends!

MEETS: Sat. Jan. 28, Feb. 25, and Mar. 31, 9 am – 4 pm

INSTRUCTOR: Ruth Spangler or Sue Reid

LEVEL: Beginner

FEE: \$20 per meeting, supplies purchased the day of class for finishing your projects, 20% off the day of class.

NEW Snake River Log Cabin

This scrappy Log Cabin quilt gives the illusion of curves, but is made with only squares and rectangles. One accent color highlights the curves and the lights and darks create the wonder contrast that makes it all work. Dig through your scraps and add a few new fabrics to make this eye catching impressive quilt. MEETS: 3 times, Tuesday, Feb. 7, 14 & 28, 6-9 p.m. INSTRUCTOR: Ruth Spangler LEVEL: Beginner FEE: \$30

NEW Trip Around The World

This is another Eleanor Burns Quilt In a Day book "Quick Trip Quilts", the project can be made anywhere from a wall hanging, lap quilt, throw, twin, double, queen or king. Depending on the size you are making, choose between 5 and 10 fabrics in one, two or three color families and construct this ever-popular quilt. The pattern & sewing are fairly easy, so we are calling this a novice class, but it is a charming design for one and all. MEETS: 4 times, first class for fabric selection, Wednesday, Feb. 22, 6-8, then Feb. 29, Mar. 7 & 14, 6-9 pm INSTRUCTOR: Susan Reid LEVEL: Novice • FEE: \$35



French Braid

The French Braid quilt has many variations, the sample is called Oriental Palms, but you may choose any pattern from the French Braid book. The secret to making this quilt look absolutely stunning is your fabric selection, and we are here to help you with that! This is an easy quilt to make, although it looks difficult. There are no Y seams, even though it looks like it! MEETS: 4 times, first class for fabric selection, Wednesday, Feb. 22, 1-4, then Feb. 29, Mar. 7 & 14, 1-4 INSTRUCTOR: Susan Reid LEVEL: Beginner • FEE: \$35



NEW Farmhouse Quilt

Back by popular demand, this charming Edyta Sitar quilt was taught last spring and we've had lots of requests to run the class again. The quilt is on the cover of Edyta's book, Friendship Strips & Scraps. The quilt includes strip piecing and simple fused appliqué. Edyta mixed batiks and other fabrics to make this pleasing scrappy quilt. Dig into your stash to give you a start, and bring extra fabrics in case you would like to trade with others in the class. MEETS: Thurs., Mar. 8 & 22, 6-9 INSTRUCTOR: Ruth Spangler LEVEL: Beginner • FEE: \$25



NEW Spring Table Topper

In the first of a coming series from the book "Nature's Table Toppers", we will make an attractive appliquéd spring table runner. The book includes 18 different projects. We'll learn fusible machine appliqué techniques to create a series of table toppers for every season. This may turn into a table runner of the month Club! Make one or continue throughout the year. MEETS: Tuesday, Mar. 27, 6-9 INSTRUCTOR: Debbie Young LEVEL: Beginner • FEE: \$15

NEW Infinity Quilt (A Sewing Revolution Ruler Class)

Many of you have been waiting to do the beautiful Infinity Quilt, but the book is now out of print. I personally have received permission from Kim Goldup-Graham to run this class and reprint the directions for this exquisite quilt. The class requires a great deal of homework, so be prepared to sew, sew, sew! In class, we will work basically on placement, then the quilting of each individual block. There will be three to four classes, each a month apart, covering placement, quilting and construction. You will be able to do either "Infinity"- like the one on display that is quilted with stippling; or the version that has mostly straight-line quilting. Either way, the results are stunning. MEETS: 3 times, Thursday, Feb. 23, March 22 & April 26, 1-4 PM INSTRUCTOR: Barb Pinneo LEVEL: Beginner • FEE: \$35



Techniques in Machine Quilting

Your sewing machine can be your best friend when it comes to quilting all those tops that you have completed. This class will teach you how to do machine guided & free motion quilting. We will be practicing on 14" squares of muslin using a walking foot & a quilting (darning) foot. Come learn what your machine can do for you. Your machine must be in good working order and be able to drop or cover your feed dogs. Supplies include a walking foot and darning foot for your specific model, please be sure to check if you have them; or come see us early so that we may order them for you.

MEETS: 3 times, Wednesday, Feb. 15, 9:30-12:30 am, Feb. 22 & 29, 9:30-11:30 am

INSTRUCTOR: Barb Haines

LEVEL: Novice • FEE: \$30

Diva Bag

Make your own designer bag that can be used as a tote bag or a backpack. This 7" X 8" X 16" bag has a zippered closure, three outside pockets and seven inside pockets, including a large secret pocket.

The pockets are designed for the essentials, such as cell phone, keys, tissues, glasses, and a water bottle. In class, we'll follow the step-by-step directions together to complete this bag.

MEETS: Thursday, Feb. 16 & 23, either 1-4 or 6-9

INSTRUCTOR: Ruth Spangler

LEVEL: Beginner • FEE: \$25



Learn To Sew (Sewing 101)

Want to sew? Don't know how? Join us for a four-part class and learn everything you need to know. We'll cover basic sewing supplies, understanding how your sewing machine works, learn how to read a pattern and choose the correct size. Learn techniques to sew seams, darts, insert a zipper and other elements of clothing construction. MEETS: 4 times, Thursday, Feb. 23, Mar. 1, 8 & 15, 6-9 pm
INSTRUCTOR: Debbie Young
LEVEL: Novice
FEE: \$35

Serger for Dummies

Serger for Dummies is back! Learn how to get the most out of your serger and make four different projects as you go. We'll learn different techniques each week and make samples of our stitches to keep for future reference. Get that serger out of the closet and dust it off! If you haven't used it in awhile, bring it in for service to make sure it's in good working order when you sign up for class.

MEETS: 4 times, Monday, Jan. 23, 30, Feb. 6 & 13, 6-9 p.m.

INSTRUCTOR: Debbie Young

LEVEL: Beginner • FEE: \$45

Heirloom Club

Do you love to do heirloom sewing, for yourself or infants and children? This club is designed for anyone who has taken a Lace Shaping class and would like to make an Heirloom piece, but is a little intimidated by the directions. Barb is welcoming you to bring in your directions, laces and fabric; and get her assistance with instruction and Construction. This is an open forum, we have a core group of ladies already, and Barb welcomes your suggestions and ideas for new projects!

MEETS: Once a month, Mon. Jan. 16, Feb. 20, Mar. 19, 1-4 p.m.

INSTRUCTOR: Barb Pinneo

LEVEL: Beginner, (Lace Shaping class is a prerequisite) • FEE: \$10 per session



Scrap Therapy®

We are now doing Scrap Therapy as a Club. There will be a \$5 charge for each evening you attend and you can work on any of the Scrap Therapy patterns on any given night. We

have a really fun group of people, and pre-cutting saves time and money for those of you who have not yet tried Scrap Therapy!

MEETS: Friday, Jan 6 & 27, Feb. 3 & 17, Mar. 2, 16 & 30, 6-9 p.m.

INSTRUCTOR: Ruth Spangler

LEVEL: Beginner • FEE: \$5 per session

SPLASH!

Block of the Month (a 9 month program)

Susan is replacing her Thimbleberries Club with this new bright Block of the Month program from Blank fabrics. The colors are fabulous, the quilt is large, 84" X 101" and I think you will love it! Join me on the third Tuesday evening of every month to receive your packet with the beginning and subsequent month fabric and instructions; there will be prizes and optional project challenges and directions given each month when you attend. Although it is not necessary to come on the third Tuesday of the month, I encourage you to try, for the fun and the opportunity to win small gifts.



MEETS: Tuesday, Jan. 17, 6-8 p.m., Tuesday, Feb. 21, 6-8 p.m. and Tuesday, Mar. 20, 6-8 p.m.

INSTRUCTOR: Susan Reid

LEVEL: Beginner

FEE: First month \$12.99, including fabric and pattern, subsequent months vary depending on fabric used, should be approximately \$12 a month.

SIT & STITCH

Join your friends twice a month here at The Stitchery to work on your current projects by hand. This is an open forum with the classroom reserved just for you! Come and share ideas and hints with fellow quilters and appliquers! There is no charge, just bring what you'd like to work on. Take some time for yourself, come to sew and complete your current projects.

January Meetings: Thursday, January 12 & 26, 1-4 PM

February Meeting: Thursday, February 9 & 23, 1-4 PM

March Meeting: Thursday, March 8 & 22, 1-4 PM

April Meeting: Thursday, April 12 & 26, 1-4 PM

On all classes, you will receive a 10% discount on books, patterns, fabric & notions needed for your classes. Please remember to ask for your class discount on supplies!



Project Levels

Novice

No prior sewing experience necessary.

Beginner

You must have some experience in given area, for example: quilting class, you should have rotary cutting experience and know how to achieve accurate 1/4' seams.

Intermediate

Must have prior experience in the technique used, this should not be your first or second project.

Advanced

This type of class is for the very experienced quilter or seamstress.



Quilting **GUILDS**

Many Quilt Guilds meet in our area. If you wish to join a group of fellow quilters who share your love of quilting and join in their activities, here is a list of active groups in our area.

GUILDS THAT MEET AT THE STITCHERY

Howell American Sewing Guild - meets the third Wednesday of the month from 1-4.
Jan. 19, Feb. 16 & Mar. 16, 1-4

HOWELL

The Howell Melon Patchers - meets every Wednesday at The American Legion Hall from 10:30-3:30. Contact: Diane Sterzinger (517) 546-5196

OTHER GUILDS THAT MEET IN THE AREA BRIGHTON

Casual Quilters – meets the first Monday of every month at St. Patrick’s Catholic Church, Rickett Rd. Meeting starts at 7 pm. Contact: Ruth Spangler (810) 229-9485

Heritage Quilters – meets the third Friday of every month at St. Patrick’s Catholic Church, Rickett Rd. Meeting starts at 9:30am. Contact: Linda Siefried (517) 546-0347

LINDEN

Common Threads Quilt Guild – meets every Wednesday morning, 9:30-11:30 in the basement of Linden Presbyterian Church. Contact: Carole Watson (810) 629-9453

SWARTZ CREEK

Mitten State Smockers – meets the first & third Thursday of the month, 6-8 pm. Contact: Lisa Jaros, (810) 220-2710

CLUB *Embroidery*

This Club is open to owners of all embroidery machine brands. Each month we will be creating new projects that are designed to teach you more about your machine, as well as designs, software and other products available to give you the most professional looking embroidery possible. There will be no charge to machine owners who have purchased their embroidery machines from The Stitchery. For all others, there will be a \$10 fee. Get new ideas, and meet with new sewing friends as we all show & share past projects. Pre-registration is a must.

**Wednesday, January 18, 10-1 or
Wednesday, January 18, 6-9 p.m.**

In The Hoop Pincushion


These in-the-hoop pincushions are a must have. Have a pincushion to place by your machine, the favorite chair where you do hand sewing, your sewing tote packed and ready to go to class and an extra one to give as a gift.



**Wednesday, February 15, 10-1 or
Wednesday, February 15, 6-9 p.m.**

Piecing in the Hoop

Not good at getting the precision piecing when you quilt? This is the answer for you. The Pinwheel Block can be made into a table topper, pillow or even a small quilt if you have the larger hoop capabilities. This is a fun and fast way to piece.



**Wednesday, Mar. 14 10-1 or
Wednesday, Mar. 14, 6-9 p.m.**

Embroidered Belt

Make a belt and embroider it with fun and funky or elegant and sophisticated designs. Learn how to place your item in the hoop to embellish a narrow area.

JANOME *Club*

WANTED: Club members for the evening classes offered to you. The Evening Janome and Embroidery Clubs need members to keep these great informative classes going. Without a minimum of three students, these classes will have to be discontinued for lack of participation. Please don't let your fellow Club Members down, sign up now to a fun time with the added plus of learning your machine.

This Club is open to owners of Janome Memory Craft and Elna Embroidery machine models. Each month, we will be using different aspects of our sewing machines, other than straight stitch features, to create gift items and other very useful projects. If you have purchased your machine at The Stitchery, there will be no charge other than the supplies needed for class. For all others, there will be a \$10 fee. Get new ideas and join your sewing friends as we share new and past projects made in Janome Club. Pre-registration is a must!

Monday, Jan. 9, 10-1, or
Tuesday, Jan. 17, 6-9 p.m

Wrap It Up Trivets

What could be easier and more fun? Using the technique for the bowls and baskets in the Wrap It Up book, we will be making two different size trivets for your table. These would also make a great gift for the new bride or cook in your family.

Monday, Feb. 6, 10-1, or
Tuesday, Feb. 14, 6-9 p.m


Couched Wine Tote

We will be couching with different threads before we construct the wine tote from the Wine and Dine pattern from Atkinson Designs. This fun and easy embellishment technique will make this wine tote unique and pretty. You will definitely want to make more than one.

Monday, March 5, 10 – 1 or
Tuesday, Mar. 6, 6-9 p.m

The Foot Book

I have been promising to show you all the different feet for your machines. This month we will start an on going project where we will make samples using the different feet available for your machine. These will be attached to a preprinted page that you can insert into a notebook for reference.



Class Policies to Register:

To sign up for a class you must pre-register and pay the class fee in order to reserve your space. If you wish to call to sign up, you may pay by Visa, Mastercard, or Discover. You may also send a check in the mail. However, your space is not reserved until the check is received.

CANCELLATIONS: We know things can happen and should you need to cancel, give us a 5 day notice prior to your class. A store credit will be issued for the amount of the class fee.

SUPPLIES: All classes require a sewing machine in GOOD WORKING ORDER! If you have not had your machine serviced in the last year, please make arrangements to bring it in before class for cleaning, oiling and tension adjustments. If you have had it serviced, but use it infrequently, lubricate it, change your needle and purchase good threads.

Basic sewing supplies for classes include scissors, pins, seam ripper, pencil and paper. Check supply list for specific notions needed for each class. If you have supplies at home, please bring them with you.

However, we are counting on the sales of supplies and fabric to help pay instructors. On all classes, you will receive a 10% discount on books, patterns, fabric & notions needed for your classes. Please remember to ask for your class discount on supplies!

PLEASE NOTE: Your instructors insist on quality materials and many specific products to ensure good results, and we have worked closely with them to have in stock exactly what they want you to use in the classroom. **ALSO:** Class periods are for imparting information to you, the student, and hands-on practice. Our quilting workshops are for piecing the top only. Everyone works at different rates and with different levels of understanding. Some people may finish their projects in class and some may not in the allotted time. We feel that the knowledge gained and implemented is more important than a finished project. Also, please be considerate of others and leave your children at home.. **HAVE FUN!**

WINTER SALE

at The Stitchery

SALE DATES JANUARY 4 - JANUARY 31, 2012

***The NEW Horizon
Memory Craft 12000
Will Change
How You Sew***



WHETHER YOU QUILT, EMBROIDER, SEW HOME DÉCOR AND GARMENTS, OR DO A COMBINATION OF EVERYTHING, THIS MACHINE MAKES IT ALL MORE ENJOYABLE. YOU'LL BE ABLE TO COMPLETE PROJECTS MORE QUICKLY WHEN YOU'RE ON A DEADLINE. BUT IT'S SO EFFORTLESS TO USE, AND GIVES YOU SUCH POWERFUL TOOLS, YOU CAN ALSO SPEND WHOLE DAYS HAPPILY STITCHING, LOVING WHAT YOU CREATE. IT TRULY EXPANDS YOUR HORIZONS.

Come in for a demo today!

Janome Jem Gold 3

THE PERFECT TRAVEL MACHINE FOR THE EXPERT, OR STARTER MACHINE FOR THE BEGINNING OR RETURNING SEWIST. IT FEATURES 10 STITCHES, A FOUR STEP BUTTONHOLE, BUILT-IN NEEDLE THREADER, ONE-HAND THREAD CUTTER, AND QUICK FOOT CONVERSION.

Sale \$329



Jeans Machine - Elna

THIS MACHINE, LIKE DENIM ITSELF, IS TOUGH, RELIABLE, EASY TO USE, AND BUILT TO WORK WITH EVEN THE HEAVIEST MATERIALS.

Sale \$498



Elna Excellence 740


VERY POWERFUL AND EXTREMELY QUICK, THE ELNA EXCELLENCE IS A SMART CHOICE FOR QUILTERS AND PATCHWORKERS, AS WELL AS FOR DRESSMAKERS, STYLISTS AND DESIGNERS.

Sale \$2498

Janome 634 D

WHEN YOU WANT TO MAKE THE MOST OF YOUR SERGING TIME, WITH PROFESSIONAL RESULTS, THE MYLOCK 634D IS UNMATCHED. IT HAS 2 NEEDLES AND 2, 3 OR 4 THREAD OVERLOCK STITCHING.

Sale \$569



**WINTER
SALE**

SALE DATES JANUARY 4 - JANUARY 31, 2012

The Stitchery

1129 E. GRAND RIVER

"THE PROMENADE" SHOPPING CENTER

HOWELL, MI 48843

For Our Special Quilting Friend

TIME SENSITIVE MAIL

-POSTMASTER PLEASE DELIVER IN A TIME SENSITIVE MANNER.

FROM FLINT: TAKE U.S. 23 SOUTH -TO EXIT M59 WEST, GO APPROXIMATELY 8 MILES TO TRAFFIC LIGHT AT LATSON RD. AND TURN LEFT HEADING SOUTH. TRAVEL APPROXIMATELY 1.5 MILES TO GRAND RIVER AVE. AND TURN RIGHT HEADING WEST AGAIN TOWARDS HOWELL, TRAVEL APPROXIMATELY 2.5 MILES. (IN PROMENADE SHOPPING CENTER)

FROM DETROIT: TAKE I-96 WEST TO EXIT 141 (1ST HOWELL EXIT), THIS PUTS YOU ON GRAND RIVER. TRAVEL WEST ON GRAND RIVER APPROXIMATELY 3.5 MILES.

FROM LANSING: TAKE I-96 EAST TO EXIT 137, TURN LEFT ONTO D 19/MICHIGAN AVE. HEADING NORTH, GO TO GRAND RIVER AVE. AND TURN RIGHT HEADING EAST, TRAVEL APPROXIMATELY 1.5 MILES.

FROM ANN ARBOR: TAKE U. S. 23 NORTH TO I-96 HEADING WEST TO LANSING, TAKE EXIT 141, THIS PUTS YOU ON GRAND RIVER AVE., CONTINUE WEST TOWARDS HOWELL, APPROXIMATELY 3.5 MILES.

